

Mobile Deposit - Tips and Tricks

- Sign and endorse the back of your check “For Mobile Deposit Only at ALEC.”
- When prompted for the amount, enter the check amount that matches what is written on your check.
- Always flatten folded or crumpled checks before taking your photos.
- Hold the camera as square to the check as possible to reduce corner to corner skew.
- Keep the check within the view finder on the camera screen when capturing your photo(s).
- Take the photo(s) of your check in a well-lit area and on a dark solid background.
- Make sure the check is not blurry, there are no shadows and all four corners are visible.
- Make sure that the entire check image is visible and in focus before submitting your deposit.
- The MICR line (numbers on the bottom of your check) must be readable.
- Checks can't be more than \$10,000 in value per check deposited and deposits can't exceed \$10,000 per day.



Why is the application asking permission to access some of my phone's functions?

In order to enable some of the features available through ALEC Mobile Banking, the application may need to access the following on your mobile device:

Contacts	So that when using the Zelle® person-to-person payments feature you can easily select a contact from your device to pay.
Location	Used for ATM/Branch Location Services - So ALEC Mobile can return ATM/Branch search results that are relevant to your current location.
Photos/Media/Files	Saving data in device memory e.g. PDF statements, PDF transaction confirmations.
Camera	So that you can use the Mobile Deposit Capture feature.
Wi-Fi Connection Information	The locations feature uses the Google Locations services which uses a variety of methods to determine the location of the device including GPS and Wi-Fi.

Retail Mobile Deposit – How To Tutorial



1 Choose Deposit Button



4 Confirm Screen



2 Enter Deposit Amount



5 Result Screen





3 Photograph the Check (Front & Back)


DON'T FORGET! Endorse the back of your check with "For Mobile Deposit Only at ALEC".



6 Deposit History

 Pending - Item passed Data Validation at the handset - Recently Submitted.

 Accepted - Item extracted after cutoff time - in process to be fully negotiated.

 Failed - Item rejected by ALEC in Deposit Review.



By members' choice, your funds are insured by American Share Insurance up to \$250,000 per account. This institution is not federally insured.

ALEC